

# MEN'S WORLD CUP - QUALIFICATION



OK

Country:	Table:	Country:	Table:
CZECH REPUBLIC	B	U.A.E.	T

Team Coach: Patrick VANSON

Team Coach:

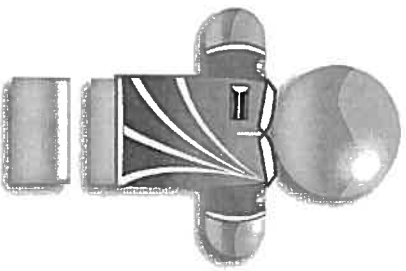
MATCHES
Singles 1 (S1)
Doubles 1 (D1)
Singles 2 (S2)
Doubles 2 (D2)
Singles 3 (S3)

PLAYERS' NAMES
Libor KODL III.
Vojtěch NYKODYM
Alexandr VELART
Martin DOUSA
Josef EGER
Adam PERNICA
Ladislav KREPELA

PLAYERS' NAMES
Ahmad JUMAA
Ali DOSARI
Awad MUSTAFA
Mubarak MAZROOI
Mubarak MAZROOI
Rashid NAZZERI
Rashid NAZZERI

Matches		Game 1		Game 2		Results	
CZE	UAE	Table	Score	Table	Score	CZE	UAE
S1	S1	B	CZE 5 UAE 4	T	CZE 1 UAE 5	1	1
D1	D1	B	CZE 3 UAE 5	T	CZE 3 UAE 5	0	2
S2	S2	B	CZE 4 UAE 5	T	CZE 5 UAE 3	1	1
D2	D2	B	CZE 5 UAE 0	T	CZE 5 UAE 0	2	0
S3	S3	B	CZE 5 UAE 2	T	CZE 5 UAE 3	2	0
<b>TOTAL</b>						8	4

64



POINTS	
CZE	UAE
8	4
Signatures	
country: CZECH REPUBLIC	
country: U.A.E.	

# MEN'S WORLD CUP - QUALIFICATION



Country:	Table:		
CZECH REPUBLIC	B	vs	JAPAN
			T

Team Coach: Patrick VANSON


Team Coach:

MATCHES
Singles 1 (S1)
Doubles 1 (D1)
Singles 2 (S2)
Doubles 2 (D2)
Singles 3 (S3)

PLAYERS' NAMES
Martin DOUSA
Adam PERNICA
Vojtěch NYKODYM
Ladislav KREPELA
Alexandr VELART
Josef EGER
Libor KODL III.

PLAYERS' NAMES
Hironi OKAMURA
Yuji INAGAMI
Masao SUZUKI
Kazumi MURAKOSHI
Yuta KUWAHARA
Takumi IWATA
Daisuke KURONAGA

Matches		Game 1		Game 2		Results	
CZE	JPN	Table	Score	CZE	JPN	CZE	JPN
S1	S1	B	CZE 5 JPN 2	T	1	5	1
D1	D1	B	5 0	T	4	5	1
S2	S2	B	5 3	T	5	3	2
D2	D2	B	5 1	T	5	2	2
S3	S3	B	5 3	T	5	2	2
TOTAL						8	2



POINTS	
CZE	JPN
2	0
Signatures	
country: CZECH REPUBLIC	
country: JAPAN	

# WOMEN'S WORLD CUP - QUALIFICATION



Country: CZECH REPUBLIC Table: G

Team Coach: Patrick VANSON

Country: SLOVAKIA Table: T

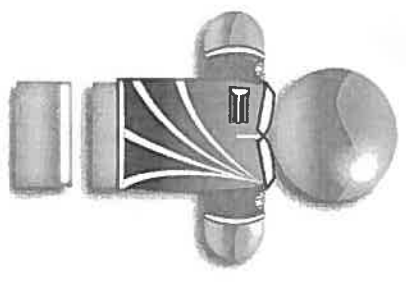
Team Coach:

<b>MATCHES</b>
Doubles 1 (D1)
Singles 1 (S1)
Doubles 2 (D2)
Singles 2 (S2)

<b>PLAYERS' NAMES</b>
Pavlna BARTOSOVA
Andrea MARATOVA
Silvie VAVROVA
Lenka SARKOVA
Tereza PENZOVA
Sarka HOLOMOUCKA

<b>PLAYERS' NAMES</b>
Miroslava GIERTLOVA
Renata MEČLOVA
Miroslava KOLESAROVA
Maria GIERTLOVA
Katarina KLIKOVA
Nikola PLASGUROVA

SCORE SHEET										
Matches			Game 1				Game 2			
			Table		Score		Table		Score	
CZE	VS	SVK	CZE	SVK	CZE	SVK	CZE	SVK	CZE	SVK
D1	VS	D1	G	5	3	T	4	5	1	1
S1	VS	S1	G	5	1	T	5	3	2	0
D2	VS	D2	G	2	5	T	1	5	0	2
S2	VS	S2	G	0	5	T	4	5	0	2
TOTAL									3	5



POINTS	
CZE	SVK
0	2
Signatures	
country: CZECH REPUBLIC	
<i>Barbošová</i>	
country: SLOVAKIA	
<i>KEŠT</i>	

# WOMEN'S WORLD CUP - QUALIFICATION



<b>Country:</b>	Table:	<b>Country:</b>	Table:
<b>CZECH REPUBLIC</b>	<b>G</b>	<b>AUSTRIA</b>	<b>G</b>
vs			

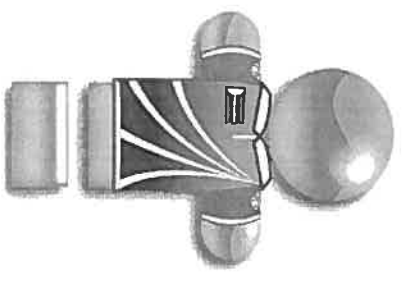
**Team Coach:** Patrick VANSON      **Team Coach:** Marko LÜFTENEGGER

<b>MATCHES</b>
Doubles 1 (D1)
Singles 1 (S1)
Doubles 2 (D2)
Singles 2 (S2)

<b>PLAYERS' NAMES</b>
Lenka SARKOVA
Tereza PENZOVA
Silvie VAVROVA
Pavlina BARTOSOVA
Andrea MARATOVÁ
Sárka HOLOMOUCKÁ

<b>PLAYERS' NAMES</b>
Cathrin FRONTHALER
Marisa KOBLER
Yasmin GRAVOGL
Carina HUMPELSTÖTTER
Daniela ROSICKY
Eva AUINGER

SCORE SHEET												
Matches	vs	AUT	Game 1				Game 2				Results	
			Table		Score		Table		Score		CZE	AUT
CZE	vs	AUT	G	G	CZE	AUT	CZE	AUT	CZE	AUT	CZE	AUT
D1	vs	D1	G	G	3	5	4	5	0	2	0	2
S1	vs	S1	G	G	3	5	3	5	0	2	0	2
D2	vs	D2	G	G	3	5	4	5	0	2	0	2
S2	vs	S2	G	G	5	4	5	1	2	0	2	0
<b>TOTAL</b>											2	6



POINTS	
CZE	AUT
0	2
<b>Signatures</b>	
 country: CZECH REPUBLIC	 country: AUSTRIA

# WOMEN'S WORLD CUP - QUALIFICATION



Country:	Table:		
CZECH REPUBLIC	G	vs	BELGIUM
			R

Team Coach: Patrick VANSON

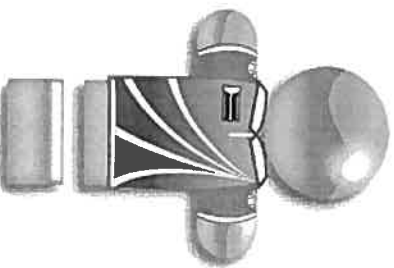
Team Coach:

MATCHES	
Doubles 1 (D1)	
Singles 1 (S1)	
Doubles 2 (D2)	
Singles 2 (S2)	

PLAYERS' NAMES	
Lenka SARKOVA	
Tereza PENZOVA	
Silvie VAVROVA	
Pavlina BARTOSOVA	
Andrea MARATOVA	
Sarka HOLOMOVCKA	

PLAYERS' NAMES	
Ellen VAN ONCKELEN	
Kathy DELAGRENSE	
Ingrid HAUBEN	
Ann COCCUYT	
Peggy LEFEBVRE	
Ellen VAN DER SIJPT	

SCORE SHEET											
Matches			Game 1				Game 2				
CZE	vs	BEL	Table		Score		Table		Score		
D1	vs	D1	G		CZE	BEL	R		CZE	BEL	
S1	vs	S1	G		5	4	R		1	1	
D2	vs	D2	G		3	5	R		6	4	
S2	vs	S2	G		3	3	R		1	1	
TOTAL										3	5



POINTS	
CZE	BEL
0	2
Signatures	
country: CZECH REPUBLIC	
country: BELGIUM	

# JUNIOR WORLD CUPS - QUALIFICATION




<b>MATCHES</b>
Doubles 1 (D1)
Singles 1 (S1)
Doubles 2 (D2)
Singles 2 (S2)
Doubles 3 (D3)

Country:	Table:
<b>CZECH REPUBLIC</b>	<b>R</b>
vs	
Team Coach: Marcel ADAM	
<b>PLAYERS' NAMES</b>	
Kamil KACER	
Hana JADLOVCOVA	
David PLASGURA	
David PLASGURA	
Kamil KACER	
Hana JADLOVCOVA	

Country:	Table:
<b>INDIA</b>	<b>T</b>
vs	
Team Coach: Singh JOHAL BALWINDER	
<b>PLAYERS' NAMES</b>	
Sukhmanpreet SINGH	
Mohit KUMAR	
Sukhmanpreet SINGH	
Narinder SINGH	
Singh SOHAJVEER	
Singh SOHAJVEER	
Singh SOHAJVEER	
Sukhmanpreet SINGH	

Matches		Game 1				Game 2				Results	
CZE	VS	IND	Table	Score	CZE	IND	Table	Score	CZE	IND	
D1	VS	D1	R	5	0	T	5	0	2	0	
S1	VS	S1	R	5	0	T	5	4	2	0	
D2	VS	D2	R	5	1	T	5	0	2	0	
S2	VS	S2	R	5	0	T	5	5	0	0	
D3	VS	D3	R	0	5	T	0	5	0	2	
<b>TOTAL</b>										8	2



POINTS	
CZE	IND
2	0
Signatures	
country: CZECH REPUBLIC	
country: INDIA	

# JUNIOR WORLD CUPS - QUALIFICATION



Country: **CZECH REPUBLIC** Table: **R**

vs Country: **SLOVAKIA** Table: **R**

Team Coach: **Marcel ADAM**

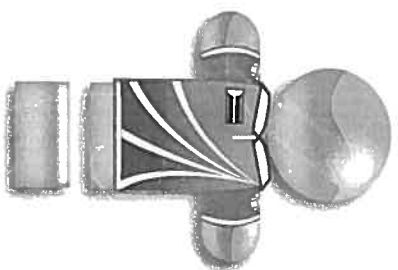
Team Coach:  **Marek VANOUS**

<b>MATCHES</b>
Doubles 1 (D1)
Singles 1 (S1)
Doubles 2 (D2)
Singles 2 (S2)
Doubles 3 (D3)

<b>PLAYERS' NAMES</b>	
Kamil KACER	<i>[Signature]</i>
Hana JADLOVCOVA	
David PLASGURA	
David PLASGURA	
Hana JADLOVCOVA	
Kamil KACER	

<b>PLAYERS' NAMES</b>	
Peter GABOR	
Lucian ZATKO	
Tomas NOGA	
Peter GABOR	
Lucian ZATKO	
Tomas MAUER	
Tomas NOGA	
Tomas MAUER	

Matches		Game 1		Game 2		Results		
CZE	VS	SVK	Table	Score	Table	Score	Results	
			CZE	SVK	CZE	SVK	CZE	SVK
D1	VS	D1	R	5 4	R	2 5	1 1	1 1
S1	VS	S1	R	5 3	R	5 3	2 2	0 0
D2	VS	D2	R	5 4	R	2 5	1 1	1 1
S2	VS	S2	R	5 4	R	5 1	2 2	0 0
D3	VS	D3	R	0 5	R	0 5	0 2	2 2
<b>TOTAL</b>							<b>6</b>	<b>4</b>



<b>POINTS</b>	
CZE	SVK
2	0
<b>Signatures</b>	
country: CZECH REPUBLIC	
country: SLOVAKIA	
<i>[Signature]</i>	
<i>[Signature]</i>	

# JUNIOR WORLD CUPS - QUALIFICATION



Country: **CZECH REPUBLIC** Table: **R**

vs

Country: **GERMANY** Table: **TB**

Team Coach: **Marcel ADAM**

Team Coach: **Niklaas WESTERMANN**


<b>MATCHES</b>
Doubles 1 (D1)
Singles 1 (S1)
Doubles 2 (D2)
Singles 2 (S2)
Doubles 3 (D3)

<b>PLAYERS' NAMES</b>	
Kamil KACER	
Hana JADLOVCOVA	
David PLASGURA	
David PLASGURA	
Hana JADLOVCOVA	
Kamil KACER	

<b>PLAYERS' NAMES</b>	
Janik MÜLLER TRABERT	
Marvin BRING	
Sven JAKOBI	
Sven JAKOBI	
Timo WEICKENMEIER	
Timo WEICKENMEIER	
Janik MÜLLER TRABERT	
Marvin BRING	

Matches		Game 1				Game 2				Results	
		Score		Table	Score		Table	Results			
CZE	vs	GER	CZE		GER	CZE		GER	CZE	GER	CZE
D1	vs	D1	R	2	5	TB	3	5	-	2	
S1	vs	S1	R	5	3	TB	3	5	1	1	
D2	vs	D2	R	3	5	TB	1	5	0	2	
S2	vs	S2	R	5	4	TB	4	5	1	1	
D3	vs	D3	R	0	5	TB	0	5	-	2	
<b>TOTAL</b>										2	8

## SCORE SHEET



<b>POINTS</b>	
CZE	GER
0	2
<b>Signatures</b>	
country: CZECH REPUBLIC	
<i>[Signature]</i>	
country: GERMANY	
<i>[Signature]</i>	



# JUNIOR WORLD CUPS - QUALIFICATION



Country:	Table:
AUSTRIA	G

vs

Country:	Table:
CZECH REPUBLIC	R

Team Coach: Thomas WAGNER


Team Coach: Marcel ADAM

<b>MATCHES</b>
Doubles 1 (D1)
Singles 1 (S1)
Doubles 2 (D2)
Singles 2 (S2)
Doubles 3 (D3)

<b>PLAYERS' NAMES</b>
Manuel MAYER
Mathias SCHÖPF
Florian BRÜCKNER
Florian BRÜCKNER
Mathias SCHÖPF
Mathias FIEGL
Manuel MAYER
Mathias FIEGL

<b>PLAYERS' NAMES</b>
David PLASGURA
Hana JADLOVCOVA
Kamil KACER
Hana JADLOVCOVA
Kamil KACER
David PLASGURA

Matches		Game 1				Game 2				Results	
AUT	vs	CZE	Table	Score	AUT	CZE	Table	Score	AUT	CZE	
D1	vs	D1	G	5	3	R	3	5	1	1	
S1	vs	S1	G	0	5	R	1	5	0	2	
D2	vs	D2	G	5	3	R	3	5	1	1	
S2	vs	S2	G	5	3	R	3	5	1	1	
D3	vs	D3	G	5	0	R	5	0	2	0	
<b>TOTAL</b>										5	5



<b>POINTS</b>	
AUT	CZE
4	4
<b>Signatures</b>	
country: AUSTRIA	
<i>h. Schöpf</i>	
country: CZECH REPUBLIC	
<i>Marcel Adam</i>	

# JUNIOR WORLD CUPS - ELIMINATION



<b>MATCHES</b>
Doubles 1 (D1)
Singles 1 (S1)
Doubles 2 (D2)
Singles 2 (S2)
Doubles 3 (D3)

<b>PLAYERS' NAMES</b>
Hana JADLOVCOVA
Kamil KACER
David PLASGURA
David PLASGURA
Hana JADLOVCOVA
Kamil KACER

<b>PLAYERS' NAMES</b>
Muaz MAHOMED
Suhail MAHOMED
Vigesan GOUNDEN
Saniil Sudesh FAKIR
Vigesan GOUNDEN
Darshan PILLAY
Muaz MAHOMED
Suhail MAHOMED

Country:	Table:
<b>CZECH REPUBLIC</b>	<b>R</b>
vs	vs
Team Coach: Marcel ADAM	Team Coach:

Country:	Table:
<b>SOUTH AFRICA</b>	<b>T</b>
Team Coach:	

Matches	Game 1				Game 2				Game 3				Results		
	vs		vs		vs		vs		vs		vs		CZE	RSA	
D1	vs	D1	R	5	0	5	3	5	3	5	3	R	T	1	0
S1	vs	S1	R	5	3	5	3	5	3	5	3	R	T	1	0
D2	vs	D2	R	5	0	5	0	5	0	5	0	R	T	0	1
S2	vs	S2	R	5	4	5	2	5	2	5	2	R	T	1	0
D3	vs	D3	R	0	5	0	5	0	5	0	5	R	T	0	1
<b>TOTAL</b>													5	2	

<b>WINNER</b>
CZECH REPUBLIC
country: CZECH REPUBLIC
country: SOUTH AFRICA

# JUNIOR WORLD CUPS - ELIMINATION



Country: <b>CZECH R.</b>	Table: <b>R</b>	vs	Country: <b>NETHERLANDS</b>	Table: <b>R</b>
--------------------------	-----------------	----	-----------------------------	-----------------

Team Coach: **Marcel ADAM** vs **Mat KOUSSEN**

### MATCHES

Doubles 1 (D1)
Singles 1 (S1)
Doubles 2 (D2)
Singles 2 (S2)
Doubles 3 (D3)

### PLAYERS' NAMES

Kamil KACER
Hana JADLOVCOVA
David PLASGURA
Hana JADLOVCOVA
David PLASGURA
Kamil KACER

### PLAYERS' NAMES

Kuba KOERTS
Jeffrey SWINKELS
Wesley DE VRIES
Yves BIERMANS
Wesley DE VRIES
Jeffrey SWINKELS
Kuba KOERTS
Yves BIERMANS

## SCORE SHEET

Matches	Game 1		Game 2		Game 3		Results	
	CZE	NED	CZE	NED	CZE	NED	CZE	NED
D1 vs D1	R	R	3	5	0	5	0	1
S1 vs S1	R	R	2	5	0	5	0	1
D2 vs D2	R	R						
S2 vs S2	R	R						
D3 vs D3	R	R	0	5			0	1
<b>TOTAL</b>							<b>0</b>	<b>3</b>

### WINNER

<b>NED</b>
Signatures
country: CZECH R.
<i>KMS</i>
country: NETHERLANDS
<i>[Signature]</i>

# MEN'S WORLD CUP - ELIMINATION



Country:	Table:	Country:	Table:
CZECH REPUBLIC	B	ITALY	R
vs		vs	
Team Coach: Patrick VANSON		Team Coach: Luca BIANCHINI	

MATCHES
Singles 1 (S1)
Doubles 1 (D1)
Singles 2 (S2)
Doubles 2 (D2)
Singles 3 (S3)

PLAYERS' NAMES
Ladislav KREPELA
Adam PERNICA
Vojtěch NYKODYM
Martin DOUSA
Josef EGER
Alexandr VELART
Libor KODL III.

PLAYERS' NAMES
Antonio SCIUTO
Alessio ANGELETTI
Marco BERTELLI
Orazio PRINCIPATO
Christian RAGONA
Ivan DISTASI
Massimo CARUSO

Matches	Game 1		Game 2		Game 3		Results		
	Table	Score	Table	Score	Table	Score	CZE	ITA	
CZE vs ITA	B	CZE 5 ITA 4	B	CZE 5 ITA 3	B	CZE 4 ITA 1	3	0	
S1 vs S1	B	5 4	B	5 3	B	4 1	1	0	
D1 vs D1	B	5 2	B	5 4	B	4 1	1	0	
S2 vs S2	B	5 3	B	5 4	B	4 1	1	0	
D2 vs D2	B		B		B				
S3 vs S3	B		B		B				
TOTAL								3	0

WINNER
CZECH
Signatures
country: CZECH REPUBLIC
country: ITALY